



No waiting.  
No late fees.  
Instant access.  
Automatic returns.

All you need is your Lincolnwood library card.

Check out up to 8 items per month:

- Movies & TV episodes – check out for 3 days
- Music albums – check out for 1 week
- Audiobooks, ebooks, comics – check out for 3 weeks

Get started at [www.hoopladigital.com](http://www.hoopladigital.com)!

If you would like more help setting up Kids Mode, accessing **hoopla** content, or using any other library resource, ask a librarian!


You can also set up a one-on-one appointment by emailing [infoservices@lincolnwoodlibrary.org](mailto:infoservices@lincolnwoodlibrary.org) or calling 847-677-5277 x246.

LINCOLNWOOD  
PUBLIC  
LIBRARY  
DISTRICT



Looking for an audiobook for a long car ride, music album for a spontaneous dance party, or a movie your family can watch *right away*?

Try **hoopla** for kids!



Movies & TV, music, ebooks, audiobooks, and comics for the whole family

**hoopla** for kids features these family favorites:

Disney • Pete the Cat • My Little Pony • Archie  
Rick Riordan • Star Wars • Big Nate • Peanuts  
Magic School Bus • Amelia Bedelia • Paddington  
Lumberjanes • VeggieTales • Kidz Bop • Caillou  
Raffi • Max & Ruby • Boxcar Children • Minions  
Mo Willems • Madeline • Fancy Nancy • Arthur

See inside for instructions & more info!

**hoopla digital** now offers **KIDS MODE**, a setting designed to make it easier for parents and kids to find children's content. All content shown while in Kids Mode has been deemed suitable for children up to 12 years of age.




Entering **Kids Mode** on your desktop or laptop computer:


1. Visit [hoopladigital.com](http://hoopladigital.com) to create a **hoopla** account using your email address and Lincolnwood library card number (or log in, if you already have an account).
2. Click on your email address in the top right-hand corner to access your profile.

3. Check the “on” box at the top of the page:

## Update your hoopla profile

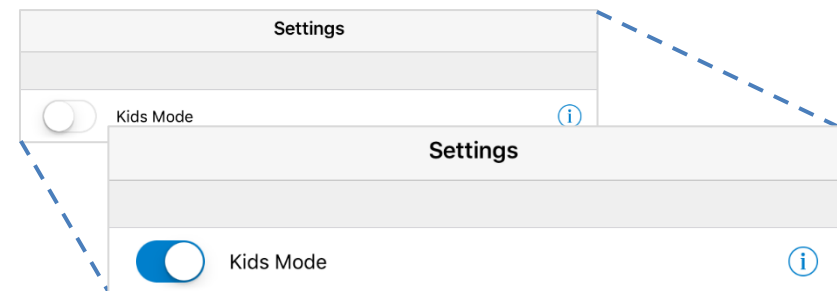
KIDS MODE ⓘ



4. At the bottom of the page, click 

Entering **Kids Mode** on your mobile device:

1. Enter the settings area of your **hoopla** app. (For instructions on how to download and set up the app, view our user guide.) On iOS, the settings icon is a gear; on Android, three dots in a column.
2. Flip the toggle:



That's it!

*The Android app looks a bit different, but the instructions are the same.*