

What is PressReader?

The PressReader website and smartphone and tablet mobile app lets you read current magazines and newspapers from many countries in a full-color, full-page format. Mobile devices can read on or offline. Browse by language, category, or country to select from over 5,000 publications in 60+ languages.

PressReader includes today's *Chicago Sun Times* and today plus two days back issues of the *Chicago Tribune*.

How to access PressReader

Inside the Library

1. Go to <https://www.pressreader.com/> in any web browser

Outside the Library – using desktops, laptops, or mobile apps

1. Go to the library's website, lincolnwoodlibrary.org
2. Hover over **Resources**. Select **Quick Links**.
3. Select **PressReader**.
4. Select **Sign in**, and then select **Library or Group**.
5. Enter **Lincolnwood** in Search Libraries and Groups if Lincolnwood does not appear in the suggestions.
6. Select **Lincolnwood Public Library**.
7. Enter your full **21242000XXXXXX** library card number
8. Enter your **PIN**. If you need help resetting yours, contact adult services at 224-233-1841.
9. Check the **two checkboxes** beneath the PIN field.
10. Select **Log In**.

Download the PressReader app

The PressReader application can be used in the Library on our LPLD-WIFI network to access PressReader without any action.



You can also login from anywhere (see above).

- Open your device application store.
- Search for PressReader and download it. You may have to enter your password, depending on your settings.

Signing in to the app

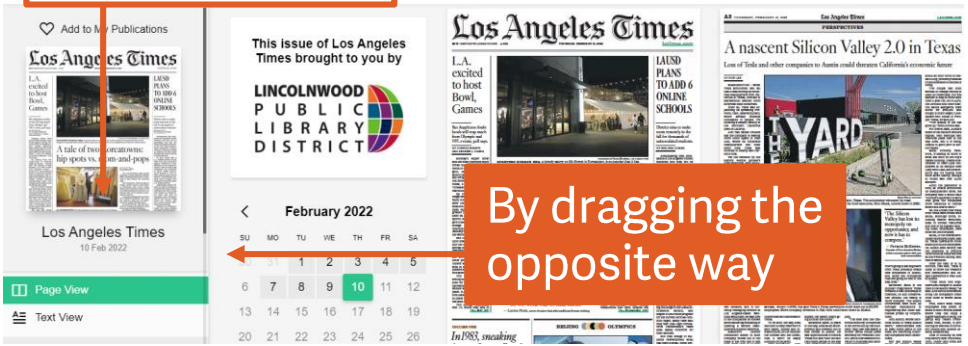
Signing in to the app requires authenticating your Lincolnwood Library card just like signing in to their website.

- Once the app has installed, open it on your device.
- Dismiss any introductory messages that appear. The app may prompt you to sign in automatically. If it does not, press **Sign In** or **Accounts**.
- Look below Apple, Facebook, and Google sign-in options and select **Libraries & Groups**.
- We recommend not allowing the app to know your location if it asks. Press **Select Library or Group**. Then press into **Search Libraries and Groups** and type in **Lincolnwood**.
- Select **Lincolnwood Library** from the results once it appears.
- Press **Sign In**.
- On the page that loads, enter your **21242000XXXXXX** Library card number without spaces. Press **Submit**.

Navigating PressReader

PressReader is designed with mobile devices in mind. On desktop and laptop computers, you may have to scroll or drag screens the opposite way than you would expect.

Move that way →



For more detailed instruction, book a one-on-one session with a librarian. Registration requires a Lincolnwood Library Card. For scheduling, contact Adult Services at (224) 233-1859.

Browsing the PressReader homepage

Our Library subscription offers all PressReader publications. The homepage lets you to browse and search them.

- Select Search and then press **Advanced Search** to see keyword search, or filter **languages, publications** and more.
- On mobile devices, access filters in the **Browse** section.
- Scroll for publication types - **Newspapers** or **Magazines**
- In any of the curated lists, select **See All** for more.
- Select any cover to see more information about a newspaper or magazine.
- If any PressReader page stops responding, try reloading it with your system **Refresh** button.

Back to home

Search publications

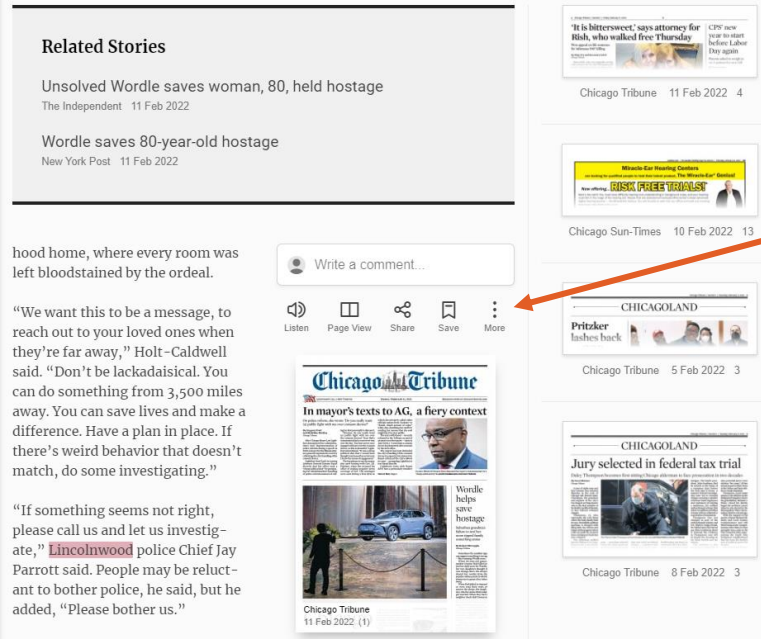
The screenshot shows the PressReader homepage interface. At the top, there are navigation links for 'CATALOG', 'FOR YOU', and 'MORE'. The 'pressreader' logo is on the left, and 'Sign in' and 'Sign up' buttons are on the right. Below the navigation is a 'Featured' section with a 'See All >' link. The featured content includes newspaper covers for 'Los Angeles Times', 'South China Morning Post', 'NEW YORK POST', and 'The Washington Times'. Below this is a 'Publications' section with a 'See All >' link. There are two dropdown menus for filtering: 'All countries' and 'All languages'. At the bottom, there is a 'Newspapers' section with a 'See All >' link. Callout boxes with arrows point to various elements: 'Back to home' points to the 'CATALOG' link; 'Search publications' points to the search icon; 'Featured content' points to the featured newspaper covers; 'Filter by country/language' points to the 'All countries' and 'All languages' dropdowns; 'Select to see more info' points to a newspaper cover in the 'Newspapers' section; and 'Options' points to the three-dot menu icon in the top right corner.

Scroll ↓ for curated sections like magazines, publication categories

Searching PressReader

You can search by keyword in basic search. In advanced search you can search by language, publication title, date, or author.

- Select **Search** and start typing your keyword search, or press **Advanced Search** to see additional options.
- Keyword matches are highlighted in red. Press result titles or publication covers to see result full text. Articles stay in-line with other results for an immersive experience.
- Use your system ← button to exit search

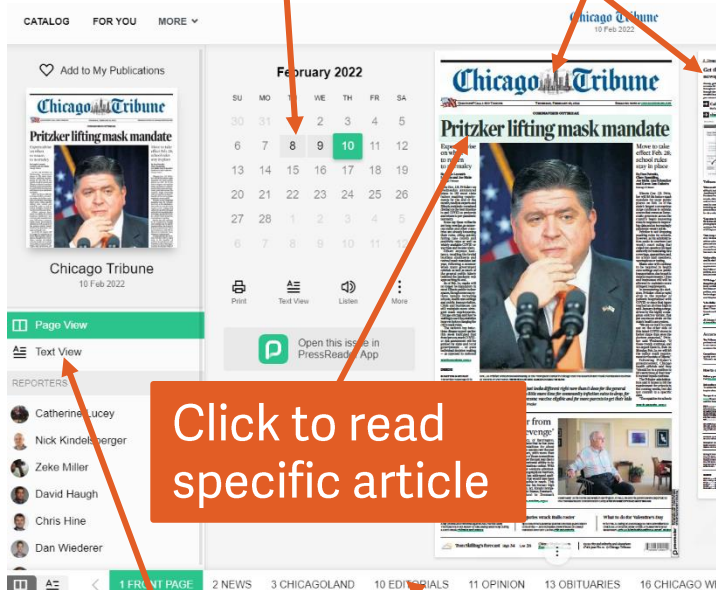


- Scroll the opposite way as described on page 3.
- Select sections of the paper on the bottom.
- Switch between **Page View** and **Title View** in the **:** menu.
- Make content larger by using your standard system method of zooming, like the scroll wheel on many mice.
- Select specific articles highlighted in green to read them on one screen in a more focused view.
- If back issues are available, they're displayed in the calendar on desktop and below the current issue on mobile.

For more detailed instruction, book a one-on-one session with a librarian. Registration requires a Lincolnwood Library Card. For scheduling, contact Adult Services at (224) 233-1859.

Back issues

Pages



Click to read specific article


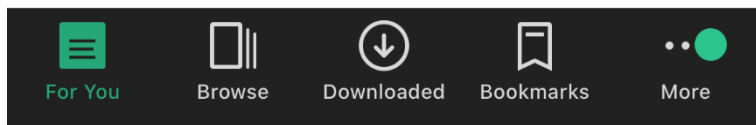
Reading views

Sections

- Click the day number of a back issue to read that days entry.
- If you open specific articles, use the < **Back** button to exit back to the whole issue.

Sections of the PressReader app

The app has sections at the bottom of smartphones and on the left side for tablets. **For You** is suggested content. **Browse** shows **Search, Categories, Countries,** and **Languages.** **Downloaded** shows offline content available to read without Internet access. **Bookmarks** shows articles you've marked to read later.

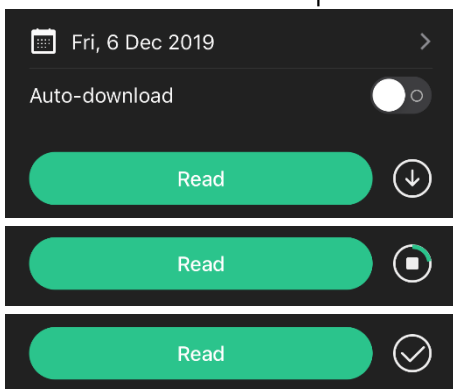


The smartphone app hides **Accounts** and **Settings** in a **More** menu, while the tablet app shows them in the default menu.

Downloading content to read offline for mobile

Issues can be downloaded over Wi-Fi or cell phone networks. Customize this in **More > Settings > General > Download Over Wi-Fi Only** (pick green on or blank off). They can be read while you don't have a network connection, like while in an airplane.

1. Find the newspaper or magazine issue you want.
2. Press the **down arrow** beneath the preview or by the **Read** button. A **circle** shows the progress or ability to **Stop**. A **checkmark** means the download has completed.

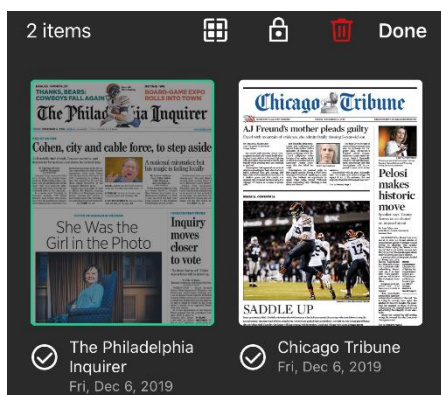


3. Use the **<** button to return to exit the issue.
4. When you're ready to read it, go to the **Downloaded** section.
5. Press the cover of an issue you've downloaded to read it.




Deleting downloads

- In the Downloaded section of the app, press the **...** button.
- Press **Edit**. Press the issues you want to delete.
- Press the **red trash bin** icon.



For more detailed instruction, book a one-on-one session with a librarian. Registration requires a Lincolnwood Library Card. For scheduling, contact Adult Services at (224) 233-1859.



LINCOLNWOOD PUBLIC LIBRARY

lincolnwoodlibrary.org • 847-677-5277

Are you looking for even more news? Use your Library card to read digital magazines on Flipster.

 **Flipster**

The Flipster logo features three vertical bars of varying heights and colors (yellow, green, blue) to the left of the word "Flipster" in a bold, dark blue sans-serif font.