

DIGITAL RESOURCE GUIDE
MAGAZINES & NEWS



Flipster

INSTANT ACCESS

TO THE MAGAZINES

YOU KNOW AND LOVE

IN AN EASY-TO-READ

DIGITAL FORMAT



**LINCOLNWOOD
PUBLIC LIBRARY**

What is Flipster?

Flipster allows you to access the latest issues of popular magazines in full color. This resource is available on a desktop computer or a mobile device.

The following titles are currently available:

American Craft	Kiplinger's Personal Finance
Architectural Digest	Macworld
The Atlantic	Men's Health
Better Homes & Gardens	Midwest Living
Bicycling	Money
Bon Appetit	National Geographic
Brides	The New Yorker
Car & Driver	O, The Oprah Magazine
Conde Nast Traveler	Old House Journal
Consumer Reports on Health	Outdoor Design
Cooking Light	Outside
Creative Knitting	Parents
Discover	PCWorld
Do It Yourself	People
Dwell	Popular Mechanics
Eating Well	Popular Science
Elle	Real Simple
Entertainment Weekly	Rolling Stone
Entrepreneur	Runner's World
Family Tree Magazine	Sports Illustrated
Food Network Magazine	Taste of Home
Forbes	This Old House
The Gardener	TIME
Good Housekeeping	Us Weekly
GQ: Gentlemen's Quarterly	Vanity Fair
Health	The Week
HGTV Magazine	Wired
House Beautiful	Women's Health
InStyle	

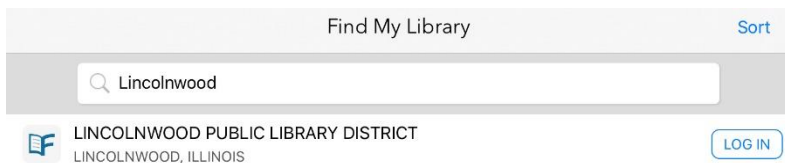
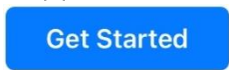
How to Access Flipster on Your Computer

1. Go to the library website, lincolnwoodlibrary.org
2. Hover on **Resources** and select **All Resources**.
3. Select **Flipster**.
4. If you are in the Library, you will be automatically logged in. If you are outside the library, enter your **21242000XXXXXX** library card number in the **Library Card** field.
5. Click **Sign In**.



How to Access Flipster on Your Mobile Device

- Download and install the free Flipster app available for Android, Apple, and Kindle Fire.
- Tap the blue **Get Started** button.
- Type Lincolnwood in the **Find My Library** search field at the top of the screen, tap **Log In**.



- On the log in screen, tap **Library Card**. There is no User ID/Password.
- Enter your library card number and press **log in**.

Download links

If you have any trouble finding Flipster for your platform, enter these short addresses in your Internet browser and you will be redirected to the app:

- Google Android devices – <https://bit.ly/3QZVsrU>
- Apple iOS devices – <https://apple.co/3ThP94z>
- Amazon Kindle devices – <https://amzn.to/3PDyRjg>

For more detailed instruction, book a one-on-one session with a librarian. Registration requires a Lincolnwood Library Card. For scheduling, contact Adult Services at (224) 233-1859.

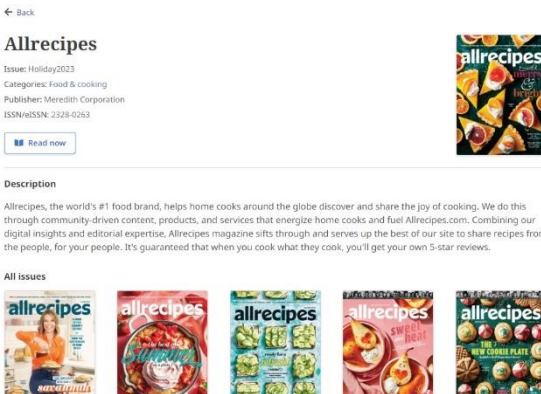
Find magazines on your computer

There are several ways to access the magazine you're looking for.

You may search for magazines by **categories**, **latest issues**, or the search box at the top of the page.

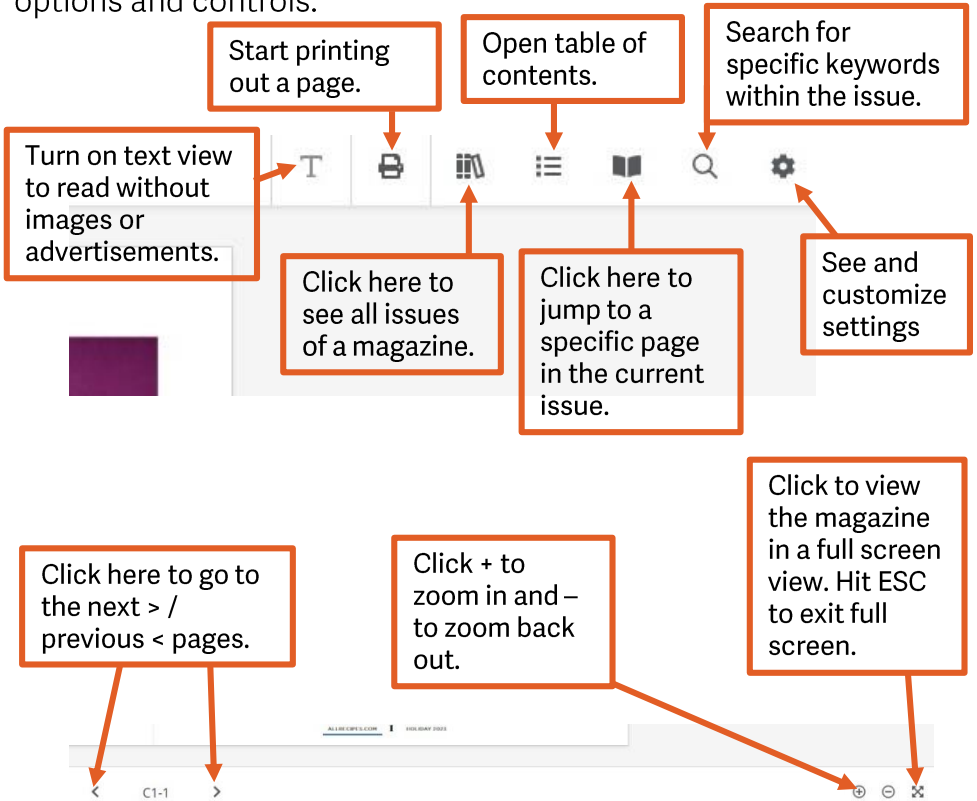


Once you've found the magazine you want to read, click on its cover and a page will open where you can learn more about the magazine. To read the latest issue, click **Read now**. If you want to read a past issue, click on a cover under **All issues**.



Reading an issue on your computer

On the top and bottom of the screen you will find various options and controls.



Downloading titles on your mobile device

To access the magazine you're looking for, scroll through the main **Explore** section, search by category by tapping the **Categories** button at the top left, or the **Q** icon at the top right to search for a specific title.



For more detailed instruction, book a one-on-one session with a librarian. Registration requires a Lincolnwood Library Card. For scheduling, contact Adult Services at (224) 233-1859.

When you've found the magazine you want to read, tap the cover of the magazine. You will then be able to download the most recent or past issue of this magazine. To download the latest issue, click the blue **Download** button. You will see past issues of this magazine directly below. Tap on any previous issue, if that's the one you're looking for.

Tap the green **Read** button which appears.

The screenshot shows a digital magazine interface. At the top left, there is a large cover for 'Bicycling' magazine with the headline 'WHERE ARE YOU RIDING THIS YEAR?'. To its right, the text reads 'Bicycling 2020' and describes it as the world's leading cycling magazine. Below this is a blue 'Download' button. Underneath the 'Download' button are four smaller covers of 'Bicycling' magazine from Nov 2019, Sep 2019, Jun/Jul 2019, and Apr/May 2019, each with a download icon. On the right side of the interface, there is a 'Macworld' section. It features a cover for 'Macworld' with the headline 'THE NEW MACBOOK AIR: LIGHT & POWERFUL'. Below the cover is a green 'Read' button. At the bottom of the screen, there is a navigation bar with three tabs: 'Explore', 'My Shelf' (which is highlighted with a red box), and 'Read'.

Once a magazine has been downloaded, it is available for offline reading. All downloaded magazines are accessible in the **My Shelf** tab found at the bottom of the screen.

To remove a title, tap the  icon under the title.

Magazines in the collection are always available with no wait. But checkout length varies depending on the magazine.

Reading an issue on your mobile device

Go to **My Shelf** and tap on a magazine cover. Then:


- To flip through the magazine, swipe your finger right or left across the screen.
- To view the table of contents, with links to each article, tap the ☰ icon in the upper right-hand corner.
- Zoom in and out on pictures, text, and other content with standard system gestures like pinching two fingers in and out.
- To view the magazine in full screen, tap 🗐. Tap it again to exit full screen mode.

Text view and spoken text

Tap **Text View** in the upper right hand corner of an article to read a text only version of the article with images and ads removed. (Text View only appears on articles, not on full-page advertisements.)



Within Text View, select the speaker to have the page read out loud.



Apple is at the top of its MacBook game—and the

Tap **Cancel** or **Page View** to return to the magazine page view.

Bookmark a page

Once you've found an article you want to bookmark, tap the **bookmark** in the upper left corner.



Type a bookmark name in the field provided and tap **Save**. To access your bookmarks, tap the **Bookmarks** link in the upper left corner of the **My Shelf** page.

For more detailed instruction, book a one-on-one session with a librarian. Registration requires a Lincolnwood Library Card. For scheduling, contact Adult Services at (224) 233-1859.



LINCOLNWOOD PUBLIC LIBRARY

lincolnwoodlibrary.org • 847-677-5277



Looking for more to read
beyond Flipster magazines?
Try PressReader for
international magazines
and newspapers.

