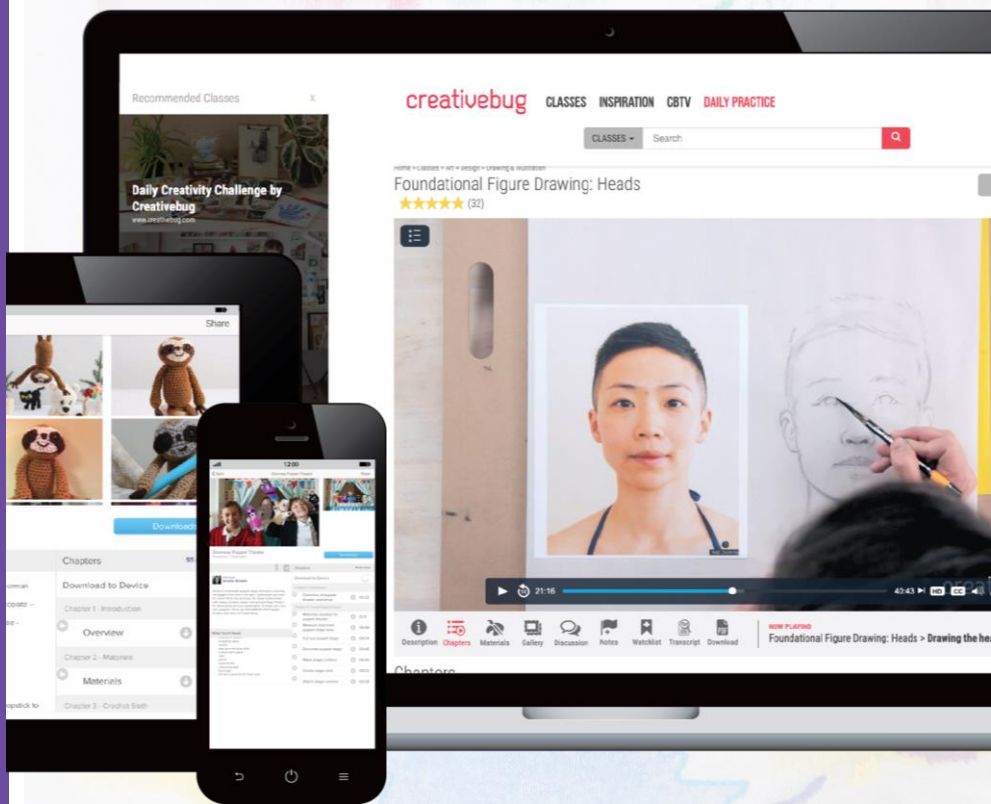


DIGITAL RESOURCE GUIDE LEARNING

creativebug®



LINCOLNWOOD
PUBLIC LIBRARY

What is Creativebug?

Creativebug is your go-to resource for high-quality arts and crafts instructional videos. With your library card, you get on-demand access to a library of more than 1,000 arts and crafts classes for artists and makers of all levels. You'll enjoy award-winning HD instructional videos on drawing, painting, sewing, knitting, crochet, quilting, baking and more. All classes are taught by experts, with new classes added frequently.

How to access Creativebug

This resource is available *both* inside the library and at home to **Lincolnwood cardholders only**.

1. Go to the library's website, lincolnwoodlibrary.org
2. Hover over **Resources**. Select **Resource Quick Links**.
3. Select **Creativebug**.
4. Type in your Lincolnwood Library card number in the field provided, and click **Log In**.

Please log in

Enter your library card number to log in to creativebug.com.

5. If this is your first time using Creativebug, you will be asked to provide your name and e-mail address to create an account. Then click **Submit**.

Success!

Please create an account to proceed or [log in now](#).

6. Select **Browse All Classes** to access everything Creativebug has to offer.

Navigating Creativebug

The menu at the top lets you access all Creativebug offers.

creativebug CLASSES DAILY PRACTICE RESOURCES

Classes: Choose training videos from 10 main categories:

- Art + Design
- Sewing
- Quilting
- Paper
- Knitting
- Crochet
- Food + Home
- Jewelry
- Holiday + Party
- Kids

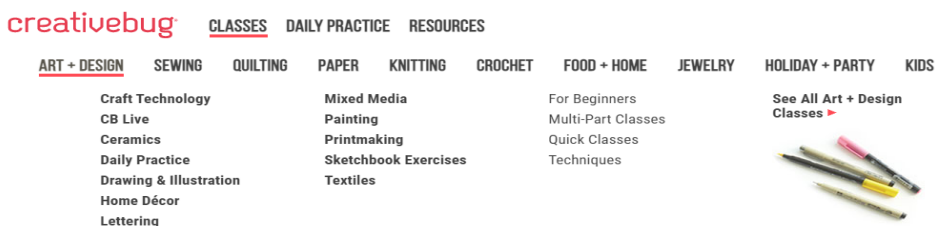
Daily Practice: Challenge yourself to a month of making! These 30-day prompts are the perfect way to launch your daily art practice. With over 60 to choose from, that's 5+ years of daily creativity.

Resources: View a **Calendar** of upcoming releases, get to know the **Instructors**, read their **Blog**, explore **CBTV** for more in-depth videos, browse the **Pattern Library** for downloadable PDFs, or search **Class Collections** for related videos.

Find a class

To find a specific class, click on the **Classes** menu at the top of the page. There are several ways on finding a class.

The first way is to browse all the available categories. If you hover the mouse over the **Classes** menu, 10 categories will appear. Hover the mouse over that category to see the different subcategories.



For more detailed instruction, book a one-on-one session with a librarian. Registration requires a Lincolnwood Library Card. For scheduling, contact Adult Services at (224) 233-1859.

The second way is by using the filters. Click on **Classes**, then on **Filter results** on the right hand side.

The screenshot shows a 'Filter Results' dropdown menu with two sections: 'Category' and 'Class Type'. Each section has a checked 'Any' option and a list of specific options with their respective counts and a dropdown arrow.

Category	
✓ Any	
Art + Design	256
Sewing	237
Paper	205
Holiday + Party	180
Food + Home	157
Knitting	137
Kids	94
Quilting	94
Crochet	74
Jewelry	48

Class Type	
✓ Any	
Quick Classes	250
For Beginners	230
Multi-Part Classes	225
Techniques	152

Select the category, the class type, or instructor and press the red **Apply** button that will appear. You will be able to sort the results by release date, popularity, or top rated.

The third way is to simply **search** what you're looking for by typing it in the search box. For example if you search for *drawing*, you will see suggestions to choose from.


The screenshot shows a search bar with the text 'drawing' and a red search button. A dropdown menu is open, displaying several suggestions. The first suggestion is 'drawing' in blue text. Below it are several other suggestions, each starting with 'drawing' followed by a title and a date. A 'Filter Result:' label is visible on the right side of the dropdown menu.

- drawing
- drawing 101
- drawing a day
- drawing anatomy: 2/22/18
- drawing and chatting with lisa congdon: 9/29/16
- drawing and illustration basics

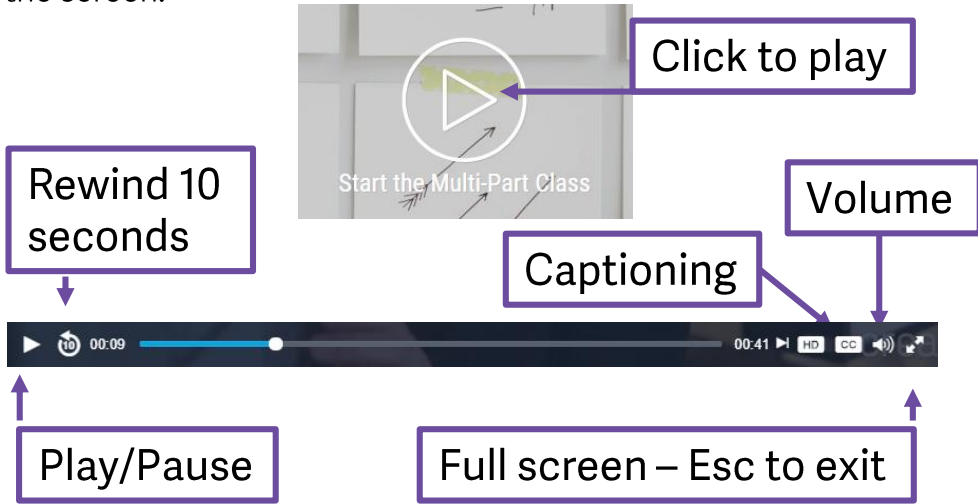
Viewing a class

When you've found a class you're interested in, click on the class to view more information.

For every class you will have the option to view the **description** of the class, navigate through the various **chapters**, get a list of **materials** you may need, see a **gallery** of other members' projects from the class, write **notes**, add the video to your **watchlist**, and read a **transcript**. Some videos have the option to **download** a PDF with instructions.



To start watching the class, click the **play** button in the middle of the screen.



For more detailed instruction, book a one-on-one session with a librarian. Registration requires a Lincolnwood Library Card. For scheduling, contact Adult Services at (224) 233-1859.

If you're viewing a multi-part class, you can advance to the subsequent parts by clicking the **Play** button.

Chapters

Design Your Own Crochet Shawl

▶ Overview

▶ Materials

Shawl designs

▶ Top-down triangle

▶ Top-down crescent

▶ Sideways asymmetric

Download crochet & knitting patterns

Creativebug offers a large library of crochet and knitting patterns which are easy to download.

Under the **Resources** menu, select **Pattern Library**.

creativebug

CLASSES

DAILY PRACTICE

RESOURCES

CALENDAR

INSTRUCTORS

BLOG

CBTV

PATTERN LIBRARY

CLASS COLLECTIONS

This collection is full of stitching inspiration, with new downloadable patterns added every season. To download a PDF, simply click the red **Download** button.

Crochet Patterns



Big Tartan Crochet Super Scarf

Nothing like a huge tartan scarf to brighten up those dreary winter days! Crocheted in Patons Shetland Chunky and Shetland Chunky Tweeds, the punch of orange will stand out in the sea of winter coats.

Skill level: Intermediate

Yarn: PATONS Shetland Chunky, 5 skeins in Gold (A); 5 skeins in Aran (B); PATONS Shetland Chunky Tweeds, 3 skeins Charcoal Tweeds (C); 2 skeins Pewter Tweeds (D)

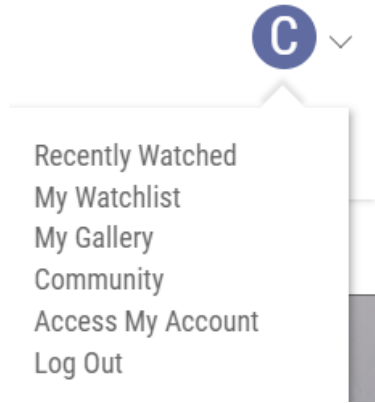
Crochet Hook: US L/10.5 (6.5 mm) or size needed to obtain gauge

Gauge: 12 sc and 11 rows = 4" (10 cm) in pattern

↓
DOWNLOAD


Settings

To access your settings, click the arrow in the upper right corner next to the icon with your first initial.



Recently Watched: Easily access your most recently watched classes right where you left off.

My Watchlist: You can curate your watchlist by clicking the button under any class video.



My Gallery: Add images of your finished projects.

Community: View other crafters and get inspired by images of projects they have uploaded.

Access My Account: Change and manage all account preferences. Such as email, password, interests, and profile photo.

Log Out: Sign out of your Creativebug account.



LINCOLNWOOD PUBLIC LIBRARY

lincolnwoodlibrary.org • 847-677-5277

