

DIGITAL RESOURCE GUIDE LEARNING

Auto Repair Source

Table of Contents Print Options

Portions of materials contained herein have been reprinted under license from Toyota Motor North America, License Agreement TMNA1008

ABS CONTROL MODULE R&R

VACUUM BRAKE BOOSTER

Removal

The necessary procedures (adjustment, calibration, initialization or registration) that must be illustrated, Fig. 1

Warning: After the ignition switch is turned off, the radio and display receiver assembly re specified in the following table before disconnecting the cable from the ground battery terminal.

Waiting time before disconnecting cable from ground battery terminal, Fig. 2

After turning the ignition switch off, waiting time may be required before disconnecting the battery terminal notices before proceeding with work.

Fig. 1

Fig. 2

Fig. 3

Fig. 4

Fig. 5

Standard Clearance:

AREA	MEASUREMENT	AREA	MEASUREMENT
A	2.5 to 5.5 mm (0.0984 to 0.2165 in.)	B	-1.8 to 1.2 mm (-0.0709 to 0.0472 in.)
C	2.65 to 6.05 mm (0.104 to 0.238 in.)	D	2.35 to 6.35 mm (0.0925 to 0.2500 in.)
E	2.65 to 6.05 mm (0.104 to 0.238 in.)	F	1.65 to 6.15 mm (0.0650 to 0.2421 in.)
G	2.65 to 6.05 mm (0.104 to 0.238 in.)	H	3.75 to 7.85 mm (0.148 to 0.309 in.)
I (Reference)	5.1 mm (0.201 in.)	J (Reference)	0 mm (0 in.)



**LINCOLNWOOD
PUBLIC LIBRARY**

What is Auto Repair Source?

Auto Repair Source allows you to search for information about your car's parts, repair, and maintenance.

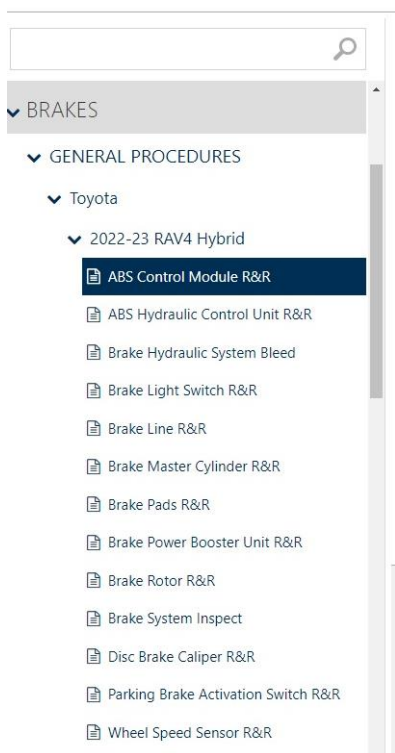
How to access Auto Repair Source

1. Go to the library website, lincolnwoodlibrary.org
2. Hover over **Resources**. Select **Quick Links**.
3. Select **Auto Repair Source**.

Searching for Your Car

To search for your car, use the drop down menus at the top of the page to select your car's year, make, model, and engine.

Year: Make: Model: Engine:




Searching for Information

Once you select your car's details, the page will load sections on the left side of the screen. Each section focuses on either a part of your car or information about its maintenance and repair.

Click on a section for subsections to appear. Select one of the subsections for its page to come up on the screen.

To go to another section, select it from the menu on the left.

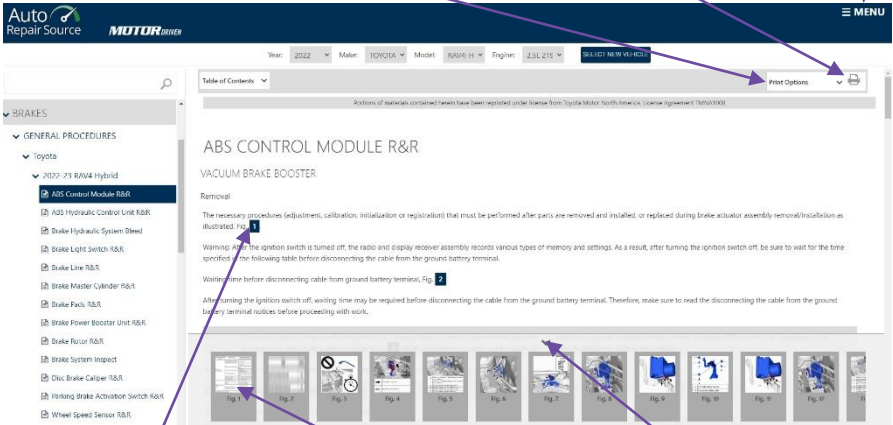
You can also search for specific information using the search bar above the sections next to  .

Navigating a Page

Select **Print Options** to select if you want to print with or without images.

Click here to **Print**.

Select **Menu** to find the **Search History** of the cars you have searched for.



Click on the number or an image at the bottom to enlarge an image.

Click here to open or close the image menu.

Other Sections

In addition to sections about individual parts, Auto Repair Source also includes other helpful information.

- **Maintenance Schedule** allows you to check suggested maintenance tasks based on how many miles your car has been driven.
- **Technical Service Bulletins** includes documents from your car's manufacturer about problems that may occur with the car and how to fix them.
- **Parts & Labor** allows you to search specific parts that need to be replaced, giving you an idea of how much the replacement parts will cost or how skilled someone has to be to replace them.
- **Specifications** summarizes information about different parts of your car.

For more detailed instruction, book a one-on-one session with a librarian. Registration requires a Lincolnwood Library Card. For scheduling, contact Adult Services at (224) 233-1841.



LINCOLNWOOD PUBLIC LIBRARY

lincolnwoodlibrary.org • 847-677-5277

Check out Consumer Reports
to help you with big purchases,
like a car!

CR Consumer
Reports™

