


DIGITAL RESOURCE GUIDE BUSINESS & INVESTING

AtoZ databases

Year To Date Records Viewed on AtoZdatabases - 22,833,634

Find a Business or Executive Business Name <input type="text"/> <input checked="" type="radio"/> Contains <input type="radio"/> Exact <input type="radio"/> Fuzzy <input type="checkbox"/> Headquarters City <input type="text"/> State All - Advanced Search <input type="button" value="Search"/>	Find a Job indeed Title, Keywords or Business Name <input type="text"/> Search by Popular Categories City, State or ZIP Code <input type="text"/> Full-time, Part-time or Internship All  - Cover Letters, Résumés & Tips - Advanced Search <input type="button" value="Search"/>	Find a Person Search by Phone First Name <input type="text"/> Last Name <input type="text"/> <input checked="" type="radio"/> Both <input type="radio"/> Executives <input type="radio"/> Residents City <input type="text"/> State All - Advanced Search <input type="button" value="Search"/>	Find a person "Platinum Search" On 200 million people <ul style="list-style-type: none">Historical AddressesCriminal Search <input type="button" value="Click to Start"/> Send Free Emails <ul style="list-style-type: none">Family ReunionsYouth SportsAlumni PartiesAnnouncements <input type="button" value="Click to Start"/> LINCOLNWOOD LIBRARY EMPOWER • INSPIRE • CONNECT
---	--	---	--

Premium business information database



What is AtoZdatabases?

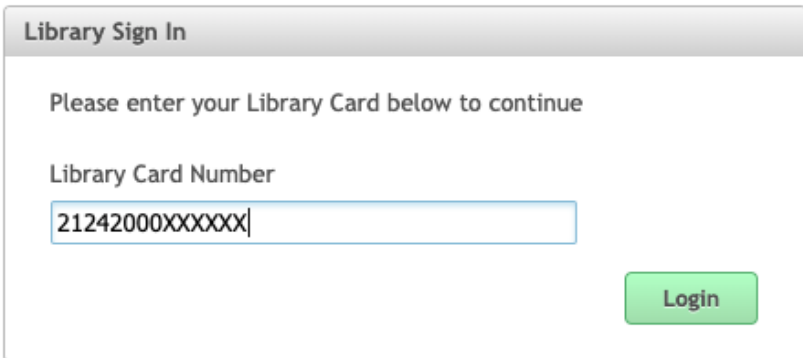
AtoZdatabases is a premium business, residential, and job openings database. Its business information is triple checked by personal contact, websites, and search engine verification. Other information sources include SEC filings, yellow and white pages, and other public and private records. Its jobs listings are sourced from Indeed.com, but AtoZdatabases supplements this freely available, public information with its proprietary information about the actual businesses offering the jobs.

Business listing information includes executive names, number of employees, revenue estimates, and more.

People information includes full names, phone numbers, addresses, neighbors, criminal background, and more.

How to Access AtoZdatabases

1. Go to the library's website, lincolnwoodlibrary.org
2. Hover over **Resources**. Select **Quick Links**.
3. Select **AtoZdatabases**.
4. If you're outside the library building, you will need to enter your full Lincolnwood **Library Card Number**, **21242000XXXXXX** without the spaces and click **Login**.



Library Sign In

Please enter your Library Card below to continue

Library Card Number

Login

AtoZdatabases homepage

The homepage of AtoZdatabases has quick links to all of their premium search databases. You can click the **AtoZ logo** at any time from the top of any of their pages to start a new search.

The screenshot shows the AtoZdatabases homepage. At the top left is the AtoZ logo with a red arrow pointing to it. The navigation bar includes links for Data Quality, Intro Videos, FAQ, About, Reference Desk, Contact, and a NEW Saved Searches Account. A 'Home' button is located below the logo. The main content area features a 'Year To Date Records Viewed on AtoZdatabases - 133,076,233' banner. Below this are four search panels: 'Find a Business or Executive', 'Find a Job', 'Find a Person', and 'Search by Phone'. Each panel has input fields for business name, title, first/last name, city, and state, along with search buttons. To the right is a 'Find a person "Platinum Search"' panel with a 'Click to Start' button. Below the search panels is a 'Mailing Lists, Sales Leads, Emails | Advanced Searching' section with six database categories, each with a 'Get Started' button: 30 Million Businesses & Executives, 2 Million NEW Businesses, 12 Million Healthcare Professionals, 240 Million Residents, 350,000 NEW Movers/HomeOwners Added Weekly, and Universal (Simultaneously search Businesses and Residents).

The menu bar includes links to pages about AtoZ's **Data Quality**, **Intro Videos**, frequently asked questions (**FAQ**), and more.

Find a Business or Executive, **Find a Job**, **Find a Person**, and **Search by Phone** allow you to enter basic searches from the homepage.

For in-depth, customized searches, click **Advanced Search** beneath any database.

The **Advanced Searching** box at the bottom of the AtoZ homepage has custom databases for specific searches that require finesse like searching for **Healthcare Professionals**.

For more detailed instruction, book a one-on-one session with a librarian. Registration requires a Lincolnwood Library Card. For scheduling, contact Adult Services at (224) 233-1859.

Basic searches

On the AtoZ homepage click into **Find a Business or Executive**, **Find a Job**, **Find a Person**, or **Search by Phone**.

- Enter as much information as you know about what you're looking for. The more information you enter, the more targeted your search will be, the better your results.
- For searching by phone, simply enter numbers without () or - characters like 8476775277 for the Library.
- Click any of the **Search** buttons to see results.

The image shows three search form panels side-by-side. The first panel, 'Find a Business or Executive', has a 'Business Name' input field, radio buttons for 'Contains', 'Exact', and 'Fuzzy', a 'Headquarters' checkbox, 'City' and 'State' input fields, and a 'Search' button. The second panel, 'Find a Job', has a 'Title, Keywords or Business Name' input field, a 'Search by Popular Categories' link, 'City, State or ZIP Code' input field, a 'Full-time, Part-time or Internship' dropdown menu, a 'Cover Letters, Résumés & Tips' link, and a 'Search' button. The third panel, 'Find a Person / Search by Phone', has 'First Name' and 'Last Name' input fields, radio buttons for 'Both', 'Executives', and 'Residents', 'City' and 'State' input fields, and a 'Search' button. Red arrows point from the top of each panel down to its respective 'Search' button.

Viewing results

Find and click the business name or job title if you want to see its full page.

- Selecting job titles will take you to their application pages, whether on Indeed.com or directly through employer sites.
- All other results will take you to full information pages.
- Browse the information using the **Quick Links** on the left side.
- To export the result, select either **Print** or **Email**.
- Select **Back to Results**, **Revise Search**, or **New Search** to exit a full listing.
- If any information is incorrect, select **Data Feedback**.
- Information varies per listing but may include address, phone, executives, website/social media, phone number, SIC and NAICS codes, employees, income/revenue, neighbors/area competitors, expenditures, and more.



On business pages, the **Corporate Linkage** section indicates if the business is a part of a larger company. An **up arrow** will take you to the parent company. **Down arrows** mean you are on a parent company and will take you to a list of the companies it owns. The **corporate tree icon** takes you to a page outlining the full structure of the larger business.



Advanced searches

Click any of the **Advanced Search** buttons on the AtoZ homepage to start a detailed search. For this example, a business search.

- Select the fields you want to enter by checking boxes under **Search by** on the left. Some of the many available fields include **Metro Area, Keyword, SIC** and **NAICS Codes, and Annual Revenue. City, Metro Area, and County** all include State automatically.
- Once you've selected **Search by** fields, they will appear in the middle of the screen. Each of these fields works a bit differently with drop down and scrollable lists for locations and other structured data, text entry boxes for keywords and SIC/NAICS codes, +/- trees for major industry groups, selection boxes, and more.

Search By

Geography

- State
- City
- Metro Area
- County
- ZIP Code
- Address
- One Per Address
- Radius Around an Address or ZIP Code
- Map Based Search

Enter 2, 4, or 7 digit [SIC Codes](#) in boxes below.

- Before viewing results you can **Update Count** to see how many results your current Advanced Search settings will yield. If you were expecting a different number of results, you can redo search options. Or you can use **Clear Search** to start over if necessary.
- Click **Search** to view full results.

Search

Your Count
869

Update Count

Clear Search

Advanced Person, Phone, and Job searches all work similarly.

For more detailed instruction, book a one-on-one session with a librarian. Registration requires a Lincolnwood Library Card. For scheduling, contact Adult Services at (224) 233-1859.

Downloading results

Whether you've done a basic or advanced search, you may want to download the results. AtoZ allows you to download up to 1000 results at a time.

- Checkboxes are to the left of results.
- Select individual records by clicking individual check boxes.
- Select whole pages of 25 records by clicking the check box all the way at the top by the column label **Business Name**.
- After selecting records on a page, use the ► arrow to go to the next page.
- The count of results will update as you select results on multiple pages. If you accidentally try to select more than 1000 results, you will receive an error message.

1,119 Results

Page 1 of 45

25 records selected

Business Name

check here to select all

Harp and Fiddle

Hackney's On Lake HQ

Allgauer's on The Riverfront

Maggianos Little Italy

L Woods Tap & Pine Lodge

When you have selected the results you want, select the **Download** button.

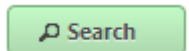


- In the menu that appears, select a **Format**.
- **Choose a Level of Detail** (**Details View** shows everything).
- Select **Continue**.

The file downloads to your default file location where you can open it and use the data. Email addresses you can see in individual records don't download to prevent spam.

To download more than 1000 results:

- Download the first 1000 as described above.
- Click **Revise Search** above the results.
- Don't change anything on the search page, just immediately press the green **Search** button again.
- Select the page number box and type **41** and hit **Enter/Return** on your keyboard to go to results 1001+.
- Follow the above instructions for selecting and downloading more results.



Find a person Platinum Search

AtoZ's Platinum Search partners with Locate America.com to provide basic criminal background searching and historical address search to help you track down lost neighbors or figure out if a baby sitter or other contractor is trustworthy.

- From the AtoZ homepage, select **Click to Start** under this section.
- It will automatically log on to Locate America.com as a Lincolnwood cardholder.



Search by...Person

- Click **Person** from Locate America's homepage.
- On the **Search Criteria** page, enter as much information as you know about the person you're looking for. Select **Search**.

A screenshot of a search result for "ABE LINCOLN". The name is displayed in a blue header bar. Below the name, the text "Age: Unknown" is shown. To the right of the age, there are three icons: a house for "Home Value", a green dollar sign for "Income", and a red pushpin for "Map". Further to the right, the address "158 STATE, CHICAGO, IL 60601" is listed. Below the "Age: Unknown" text is an orange button labeled "View Report".


- On the search results page, you can click **Home Value**, **Income**, or **Map** to quickly evaluate listings.
- Click **View Report** to see everything about a result.
- Person search reports typically list information like age, marriage, addresses, phones, relatives, and neighbors.

Search by...Criminal

- Click **Criminal** from Locate America's homepage.
- On the **Search Criteria** page you must enter a **First** and **Last** name. Adding more information helps with search accuracy.
- Click **Search** to see results.
- This basic search will display results that typically list **name**, **age**, **gender**, **offense**, **race**, and the information **source**.

Name:	ABRAHAM LINCOLN	Source:	Johnston County Sheriff's Office
Age:	37	Offense:	RESISTING PUBLIC OFFICER
Gender:	Male	Race:	

For more detailed instruction, book a one-on-one session with a librarian. Registration requires a Lincolnwood Library Card. For scheduling, contact Adult Services at (224) 233-1859.



LINCOLNWOOD PUBLIC LIBRARY

lincolnwoodlibrary.org • 847-677-5277

Looking for even more
information on businesses?
Check out Morningstar
Investment Research Center.

MORNINGSTAR[®]

