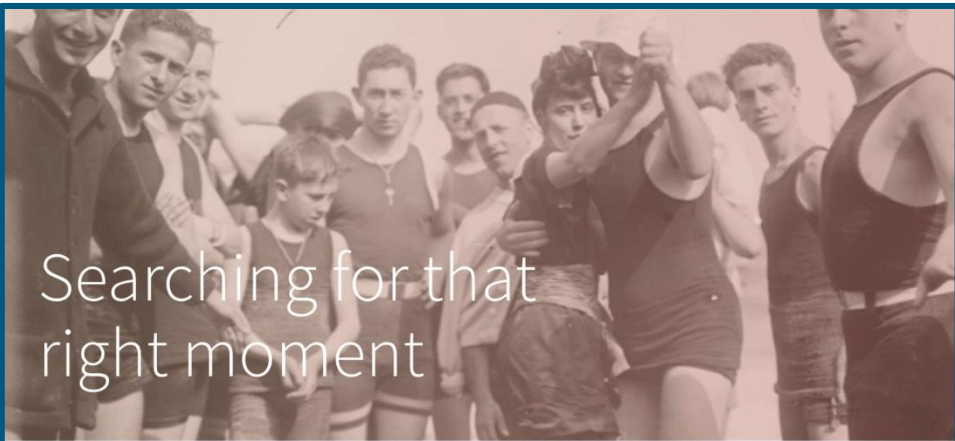


DIGITAL RESOURCE GUIDE GENEALOGY & HISTORY

 **ancestry** Library™



We have billions of records ready to
reveal your family's story.

[BEGIN SEARCHING](#)



LINCOLNWOOD
PUBLIC LIBRARY

What is Ancestry Library Edition?

Comprising thousands of databases and billions of indexed names, Ancestry Library Edition is one of the largest online genealogical resources available. Collections include Census records; birth, marriage, and death records; immigration records; church records; military records; and court, land, and probate records. As records are digitized and Ancestry acquires access to them even more information is added to Library Edition.

While made by the same company, Ancestry Library Edition (ancestrylibrary.com) is separate from Ancestry (ancestry.com). Ancestry Library Edition can only be used inside the Library.

How to Access Ancestry Library Edition

This resource is *only* available *within* the library building. But because it is only available inside the Library, you do not have to create an account.

1. Go to the library's website, lincolnwoodlibrary.org
2. Hover over **Resources** and select **All Resources**.
3. Under **Ancestry Library Edition**, select **View Resource**.
4. Enter your **21242000XXXXXX** Library card number without any spaces and select **Submit**.

Ancestry homepage



The homepage is a starting point for your searches and helps you start tracing your ancestry.

- Select the Ancestry Library logo at any time to start over.
- Select **Search** or **Begin Searching** to start a basic search.
- At the bottom, select **Quick Links** to specific search types.
- Select **Search Now** under **Search Census** to start searching specific censuses 1790-1950.
- At the top of the screen, select from other areas of Ancestry Library Edition like open help **Message Boards**, the official **Learning Center**, and pre-made **Charts and Forms** for managing the information you uncover while searching.

Basic Search

After you're experienced, you can select New Collections to see the Card Catalog, including Filter By Location. But first you'll probably want a simpler search. From the homepage, press **Begin Searching** to start:

- Enter **First & Middle Name(s), Last Name, Place,** and **Birth Year** if you know them to start your basic search.
- If you want to enter in more information, select **Show more options ▼** and enter various **events, family members, keywords, gender** and/or more.

The screenshot shows a search form with the following fields: "First & Middle Name(s)", "Last Name", "Place your ancestor might have lived" (with a placeholder "City, County, State, Country"), and "Birth Year". Below the fields are a blue "Search" button and a "Show more options ▼" link. A blue-bordered callout box with the text "Click Search for results" has an arrow pointing to the "Search" button.

Searching more specifically

There are billions of records in Ancestry, many containing very similar info. More specific searches will help to trace your roots.

- Use any of the homepage shortcuts to pick a specific type of search, like **Newspaper Obits** search, or **Birth, Marriage & Death, Vitals,** or **Locations** within **Begin Searching**.
- Depending on the database you choose, different search entry boxes will appear to help you search it accurately.

The screenshot shows the "1950 United States Federal Census" search interface. It includes a "Search" button, a "Match all terms exactly" checkbox, and fields for "First & Middle Name(s)", "Last Name", "Year", "Location", "Birth", "Lived In", and "Any Event". Below the fields are links for "Add family member: Father Mother Sibling Spouse Child". On the right, there is a logo for the National Archives and Records Administration and a "Browse this collection" section with a "State" dropdown menu.

For more detailed instruction, book a one-on-one session with a librarian. Registration requires a Lincolnwood Library Card. For scheduling, contact Adult Services at (224) 233-1859.

Fill out each entry box with the best known information from your ancestors before completing with the **Search** button. Also remember to record how you find information so you know what you already searched for and what you did or didn't find.

Evaluating search results

From a general search, **Filters** on the left side allows you to filter down to specific types of resources.

Filters	
> Census & voter lists	5,000+
> Birth, marriage & death	20,000+
> Military	1,074
> Immigration & emigration	903
> Stories, memories & histories	768
> Directories & member lists	10,000+
> Court, land, wills & financial	1,620

proesel
Any: Lincolnwood, Cook, Illi...

Broad Exact

Apply

If you don't find promising results, use the **Filters** above the categories to modify your search. Drag the sliders from **Broad** > **Exact** to widen or narrow your search, choose a specific search **Collection**, or otherwise **Edit Search**, then **Update** to see new results.


Evaluate the name, birth, death, and other information that appear in search results to find your kin. Hover over the link to a record to see a preview. Click to see the full record. Some records are only indexes, while others also include pictures of the actual source document.

U.S., Find a Grave Index, 1600s-Current
Death, burial, cemetery & obituaries

Name	Nellie Proesel
Birth	14 Jan 1891 Kentucky, United States of America
Death	30 May 1954 Lincolnwood, Cook County, Illinois, United States of America

Hover over here for preview, click to see the full record.

View search results



View image

View record

- Hovering over results that have images will display information and links to **View image** or **record**.

- Some results only list info without links to original sources.
- Save results permanently by pressing **Send document**, then type your **email** twice, and press **Send email**.
- **Suggested Records** on the right side may give you leads.
- If an original source document exists, select **View** to see it.
- Zoom in/out with the **+ / -** minus buttons on the right side.
- To move the page, click and drag the opposite way.
- Highlights show relevant entries on sources. Hover over specific pieces of information for easier to read displays.

Send document

By dragging the opposite way

Move that way

See more information

Name: Bruce Kremer

Save

Send image home

Save to this computer

- Press the **Wrench** button for **Tools: Printing, Downloading, and Inverting colors** if documents are hard to read.
- Above tools the left arrow button shows the index record n to the original document as you review it.
- Press **Save** then **Send Image home** to email the document to yourself, or **Save to this computer**, which directly downloads a picture file of the image to your device. Use your file browser to save somewhere you wont forget like the **Desktop** or **Downloads** folders.

For more detailed instruction, book a one-on-one session with a librarian. Registration requires a Lincolnwood Library Card. For scheduling, contact Adult Services at (224) 233-1859.


Line No.	House No.	Street	Visit No.	Home No.	Home Value	Farm	Name	Relation	Code A	Sex	Race	Age	Marita Status	Atten Scho	Grad	Code B
51	1145	Bldg D	2520	No	Kramer, Peter J		Head			M	W	40	Mar	10	10	
52					Flanigan, N		Wife			F	W	17	Mar	11	11	
53					Roberts, J		Son			M	W	17	Mar	11	11	
54					Brown, J		Son			M	W	17	Mar	11	11	

Relation to Head of House: Wife

- Depending on the image you're viewing, there may be **column labels** at the top of the screen. Labels show what information is being recorded to help you analyze images.



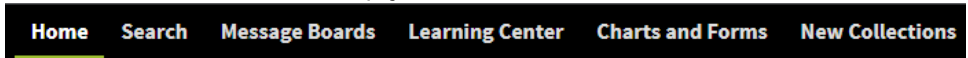
- Navigate between pages by pressing the < and > arrows on either side of the image screen or by manually typing in a page number.



- Press the < OR x button in the upper left corner to exit out of an image and < All Results to return to results.

Charts and Forms

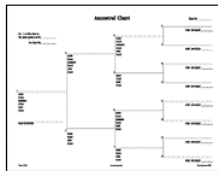
Documenting the information you've found is critical for both amateur and professional genealogists. Ancestry provides pre-made documents to help you do that.



- From most any page except images, select **Charts and Forms** from the top menu bar. This page shows previews and descriptions of Ancestry's forms.

Ancestral Chart

An ancestor chart records the ancestors from whom you directly descend--those for whom you intend to compile a complete and correct family unit. It shows at a glance the progress you have made towards this goal and what remains to be done.



[Download Form](#)

- Press **Download Form** to get the document. It may ask you to pick where to save the document or it may download to a default location like **Desktop** or **Downloads**. Open the document there to print unlimited copies.

- Available forms include **Ancestral Charts, Research Calendars, Research Extracts, Correspondence Records, Family Group Sheets, and Source Summaries.**

Learning Center

Genealogical research can be difficult with complicated family trees and tricky source documents. Along with Library staff and our genealogy events, Ancestry provides its **Learning Center** to help you in your search.

- Sections include Getting Started, Census, Beyond the Basics, Immigration, Military, and Ethnic tips.
- Each document can be downloaded for printing.
- Some documents include links to specific Ancestry search databases and are best used on a computer.

Research Aids

Tips and tricks from our experts

Research Aids Maps

Looking to jumpstart your research? The experts at Ancestry have assembled a variety of tips and tricks to get your research moving again. Select one of the topics below to help you with your road blocks.



GETTING STARTED

Whether you are just starting your family history or you are looking for a new perspective on your research these guides will put you in the right frame of mind.

Ancestry Anne's Top 10 Search Tips

Creating Timelines that Produce Answers

Ancestry DNA 101: The Insider's Guide to DNA



CENSUS


Census records establish a framework for your ancestor's life. We offer some tips on how to get the most out of them.

10 Census Tips

10 Census Questions That Lead to More Answers

Follow Your Family Using Census Records

5 Steps Beyond: The 1910 Census



BEYOND THE BASICS

Ready to move beyond the census records? Here are a few ideas to get you moving.

Using Religious Records


Guide to Searching for Death Records

5 Military Favorites

Cemetery Research Primer

Black Sheep: 10 Things to Know

For more detailed instruction, book a one-on-one session with a librarian. Registration requires a Lincolnwood Library Card. For scheduling, contact Adult Services at (224) 233-1859.



LINCOLNWOOD PUBLIC LIBRARY

lincolnwoodlibrary.org • 847-677-5277

Want to explore more history?



Major Dailies Historical

Historic editions of:

Chicago Tribune

The New York Times

Los Angeles Times

The Washington Post

THE WALL STREET JOURNAL.

Lincolnwood Public Library