


Dear Caregivers:

Today we used some of these books, fingerplays, and other materials in our storytime. Please continue helping your child develop by sharing these at home!



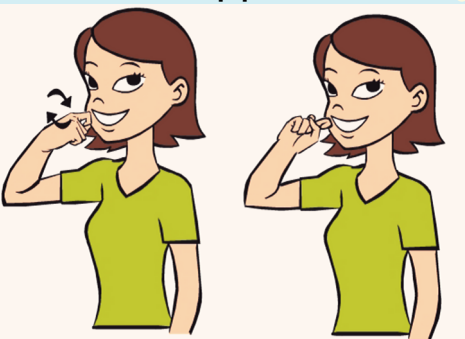
APPLES

LETTER OF THE DAY BOOKS TO SHARE FUN WITH FINGERPLAYS AND SONGS

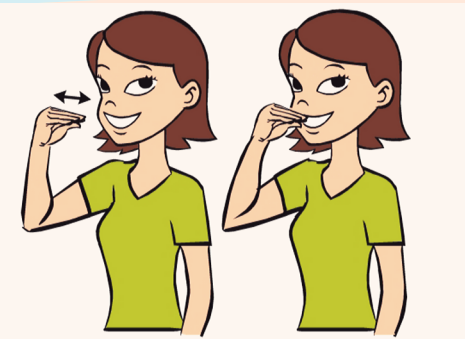
A a

ASL SIGN OF THE DAY

"Apple"



"Eat"



How Do Apples Grow?
by Jill McDonald

Hungry Bunny
by Claudia Rueda

Apples and Robins
by Lucie Félix

Tap the Magic Tree
by Christie Matheson

Apple
by Nikki McClure

Fall Apples: Crisp and Juicy
by Martha E.H. Rustad

Apples
by Gail Gibbons

The Apple Pie Tree
by Zoe Hall

Ned's New Home
by Kevin Tseng

Apple Pie ABC
by Alison Murray

Apple Farmer Annie
by Monica Wellington

5 Green Apples

Farmer Brown had 5 green apples, hanging on the tree
He plucked one apple and he ate it hungrily,
Leaving 4 green apples, a-hangin' on the tree.

[verses: continue counting down to 1 green apple . . .]

[Last verse:]
Farmer Brown had 1 green apple, hanging on the tree
He plucked that apple and he gave it all to me,
Leaving no green apples, a-hangin' on the tree.

A-P-P-L-E

[to the tune of BINGO]

There is a fruit I like to eat and apple is its name-o.
A-P-P-L-E
A-P-P-L-E
A-P-P-L-E
and apple is its name-o.

Ten Little Apples [fingerplay]

One little, Two little, Three little apples,
Four little, Five little, Six little apples,
Seven little, Eight little, Nine little apples,
Ten little apples on the tree.

"The Apple Tree" by Carole Peterson (2004)

Five Little Apples [fingerplay]

The first apple in the basket
was bright and shiny red.
The second apple in the basket
said, "What a cozy bed!"
The third apple in the basket
said, "Please move over there."
The fourth apple in the basket
said, "Now we are two pairs."
The fifth apple in the basket
said, "Oh dear, me-oh-my!"
"This basket looks like pastry."
"I think we're apple pie!"

Eat an Apple [action rhyme]

Eat an apple; *[Bring right hand to mouth]*
Save the core. *[Close right hand in fist]*
Plant the seeds. *[Bend down touch hand to ground]*
And grow some more. *[Extend both arms out]*

Apples, Apples

Apples, apples, what a treat,
sweet and tart and good to eat.
Apples green and apples red,
hang from branches overhead,
and when they ripen, down they drop,
so we can taste our apple crop.

Apple Roll [action rhyme]

Five little apples in the bowl *[hold up five fingers]*
One fell out and started to roll *[roll fists]*
It bumped the table and hit my feet *[tap feet]*
How many apples left to eat? *[count down]*

MORE FUN!

Note: It can be tempting, when making a craft or working on an art project to do the craft yourself instead of allowing your child to try, struggle, (and sometimes fail) to make the craft 'correctly.'

However, it is the PROCESS, not the PRODUCT that is most important part of making something with a child. Have fun and don't worry about perfection!

Paper Plate Apple and Worm Lacing Craft

Supplies:
Paper plate
Red paint/markers/crayons
Scissors
Yarn
Glue



Cut a simple apple shape out of your paper plate.

Use your scraps to cut a leaf and stem shape to glue on top of the apple at the end.

Cut holes out of the middle of your paper plate (a large hole punch makes this easy, but you can also just use regular scissors).

Use your scraps to make a worm, then color your apple and your worm.

Glue worm to one end of your yarn and glue the other end to the back of your paper plate.

Have fun having your worm thread through each hole, eating more of the apple **(and helping your child practice their fine motor skills!)**

.....
Brainstorm a list of other types of fruits that grow on trees like apples do.

What kinds of foods can be made with apples? Try a simple recipe with your child!

LINCOLNWOOD LIBRARY

4000 W. Pratt Avenue | Lincolnwood, IL 60712 | (847) 677-5277